

ART range



ART 250

The ideal awning for façades



ART

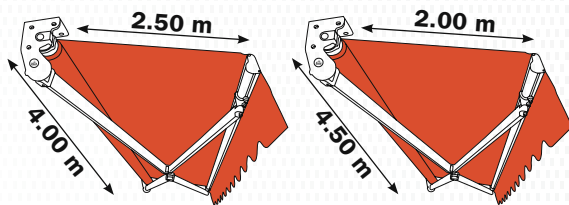
Description

This awning features invisible ART 250 arms designed especially for installation on small and medium-sized balconies. Its small brackets and meticulous design, which is in keeping with the aesthetic of the ART RANGE, give this awning a very refined finish.

Ideal for installation

- On small balconies

Dimensions



Mounting

- Wall
- Ceiling
- Between walls

The tension transmission system

This awning uses ART 250 arms with ART SYSTEM technology, a revolutionary system that optimises the transmission of tension and extends the lifespan of the system by ten



times.

Operation

- Manual
- Motorised
- Automated



Finishes

- Lacquer in accordance with QUALICOAT standards
- Stainless steel screws and bolts



Accessories

- Galaxia weather cover





European standard classification: Class 2

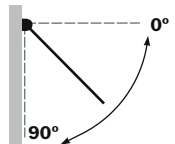
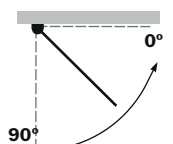
Features:

- Small enough bracket to allow for three different types of mounting.
- Includes an arm inclination regulation system that is totally internal and can be operated from the front or the rear.
- Concealed mounting elements.

Technical specifications

Dimensions (mm)	
Wall	Ceiling
	
166.1	166.1

Roller capacity	
With ø70 tube	With ø80 tube
2.50 m	1.50 m

Degree of inclination	
Wall mounting	Ceiling mounting
	
90°	90°

Maximum width according to maximum projection	
With 2.5 m arms	With 2.00 m arms
4.00 m	4.50 m

Minimum width with two ART-250 arms			
Projection	Exterior gearbox	Interior gearbox	Motor
1.25 m	1.62 m	1.57 m	1.57 m
1.50 m	1.87 m	1.82 m	1.82 m
1.75 m	2.12 m	2.07 m	2.07 m
2.00 m	2.37 m	2.32 m	2.32 m
2.25 m	2.62 m	2.57 m	2.57 m
2.50 m	2.87 m	2.82 m	2.82 m

